

# Teach in ways you never imagined

Take your teaching to the next level with our most powerful board yet



**BenQ**  
Education

## BenQ Board

EDLA-certified interactive display

**Pro Series** RP6504 | RP7504 | RP8604

# BenQ Board

EDLA-certified interactive display

**Pro Series** RP6504 | RP7504 | RP8604

## 1. What is EDLA-certified?

- Google Mobile Services
- Official Google Play Store
- Google-enhanced security

## 2. What are the key specs?

- Powerful hardware
- Powerful software

## 3. Why the BenQ Board?

- Smart
- Simple
- Secure



# The best of Google, right on your **EDLA-certified BenQ Board**





## What is EDLA?

Google's Enterprise Devices Licensing Agreement (EDLA) is a new program that extends the support and functionality of Google Mobile Services (GMS) – Google's most used mobile apps and APIs – to enterprise devices.



The BenQ Board Pro RP04 is an **EDLA-certified** interactive display.

Google has certified that the **BenQ Board Pro RP04** works seamlessly with the apps available on the Google ecosystem, ensuring the greatest user experience **right out of the box**.

# Experience Google on BenQ Boards



## Google core apps

The RP04 comes out of the box with all of Google's core apps and services.



## Enhanced security

Google Play Protect and Safe Browsing prevent data leaks, phishing, and malware.



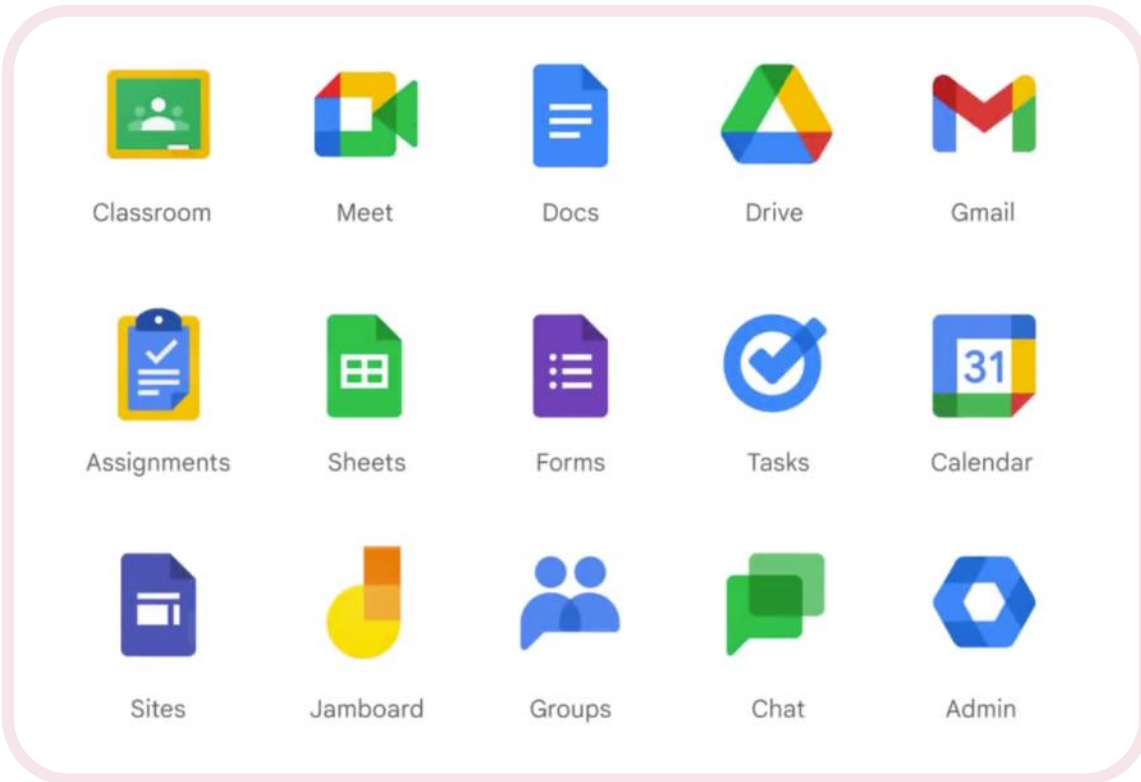
## Google Play

Get access to all your favorite apps on the Google Play Store.



# Google core apps on BenQ Board

A seamless Google experience



**150+ million**  
Google Classroom users

**170+ million**  
Google Workspace for Education users

**50+ million**  
Students & educators using Chromebooks

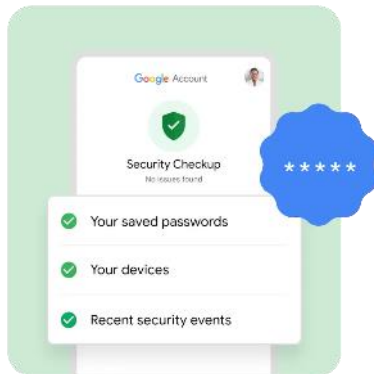


# Enhanced security with Google

Prevent data leaks, phishing, malware, and data loss.

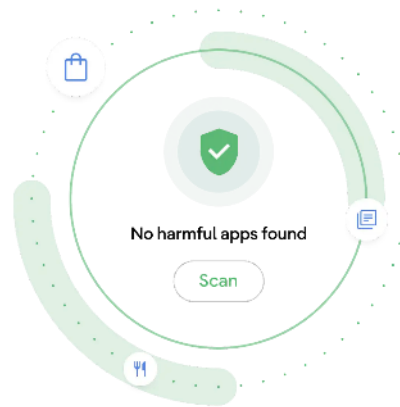
## Safe Browsing

Confidently browse the web knowing Google Safe Browsing will warn you if you visit potentially harmful sites.



## App Security

Google Play Protect prevents you from downloading potentially harmful apps and proactively scans for malware.



## Privacy

Set your privacy boundaries and choose when to share certain data with the apps you use.





## Google Play

Use the apps you know and love from Google.



Office 365



Khan  
Academy



Duolingo



PBS KIDS  
Games

BrainPOP

Quizlet

...and more apps

Find all your favorite apps on **Google Play**. Use **Microsoft** apps, show educational videos through **Khan Academy**, use **Duolingo** tools for foreign language classes, solve interactive quizzes on **BrainPOP** – It's all possible on your **BenQ Board**.



# Powerful performance

The RP04 is powered by the latest-generation processor\*, ensuring lightning-fast performance and efficient multitasking.

**1.8x better performance\*\***

**Octa-Core**

64-bit CPU

**GPU**

Mali™-G57 MC5

**8GB**

Memory

**64GB**

Storage



android **13**

\*Made in Taiwan, 6nm chip from TSMC

\*\*Performance compared to the previous generation (RP03 series)

# Powerful in every way

The new RP04 is equipped with the latest Android system matched with cutting-edge hardware.



## Android 13

The latest, most secure Android OS for smart boards



## Octa-core SoC

The best performance for large interactive boards



## NFC sensor

Tap and teach for quick login, whiteboarding, and sharing



## Air ionizer

Indoor air quality sensors for PM<sub>2.5</sub>, CO<sub>2</sub>, TVOC, CH<sub>2</sub>O



## Low Blue Light

The only Eyesafe® Certified 2.0 RPF®50 interactive display

# Powerful connectivity

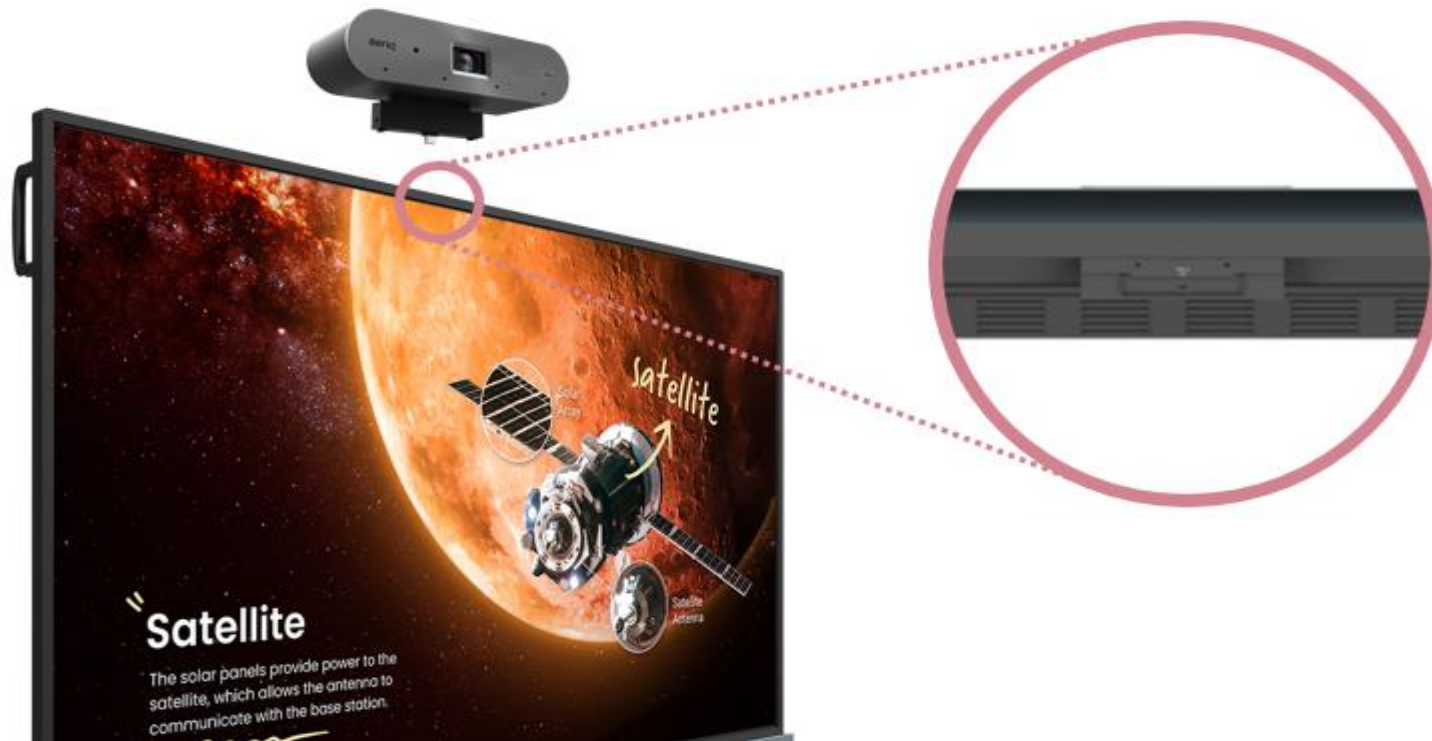
The new RP04 offers a wide range of connectivity options, including USB-C, USB 3.0, HDMI, mic-in, and more, allowing you to connect various devices and peripherals.



**5-in-1 USB-C port**

# Powerful AI camera

Extend the reach of your classroom by plugging in the **DV01K Zoom™ Certified BenQ Board smart camera**.




## Dedicated camera port

The BenQ Board RP04 has a USB-C port on top so you can easily and securely connect our latest AI-powered camera.



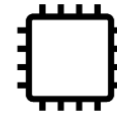
# DV01K AI camera



## Zoom™ Certified Smart 4K Camera

Bridge the distance and enable remote and hybrid learning on your BenQ Board with the DV01K camera.

### ZOOM




Zoom™ Certified

Sony image sensor

120° field of view

4x digital zoom



AI auto framing

Low-light performance


Active noise  
cancellation

No cables required

# DV01K AI camera



## Hear from a distance




Four built-in omnidirectional mics can pick up sound from up to 26 feet away.

## Tune out distractions



AI-powered active noise cancellation tunes out audio distractions.

## Keep speakers in focus



AI auto-framing uses face and voice tracking to maintain focus on the persons speaking.

# Powerful camera

## No cables required



The new DV01K camera has an integrated USB-C connector.

## Just the right angle



It can tilt up to 15° to offer a better view in different scenarios.

## Protect your privacy



It comes with a privacy cover that you can slide closed when it's not in use.



## Powerful audio

The new RP04 has a built-in 2.1 soundbar, which delivers an immersive audio experience, making it ideal for teaching and hybrid learning.



## Immersive sound

Experience rich audio from the board's powerful front-facing **2 × 20 W speakers** and **16 W subwoofer**.

The built-in **8-microphone array** lets you record high-quality audio.



# Powerful NFC

The BenQ Board's multifunctional NFC sensor allows you to **Tap  teach !**

## Tap log in



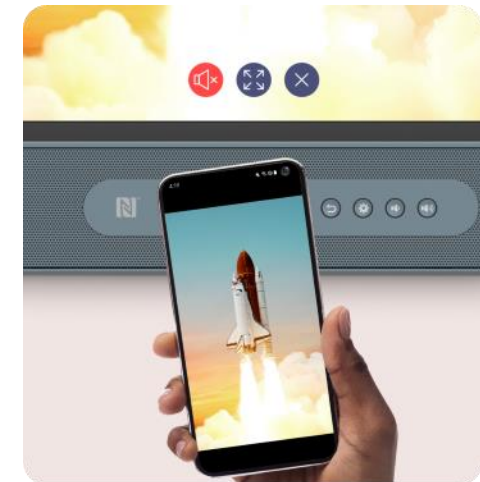
Tap your NFC card to instantly log in to your account.

## Tap whiteboard



Tap your pen to launch EZWrite and start whiteboarding.

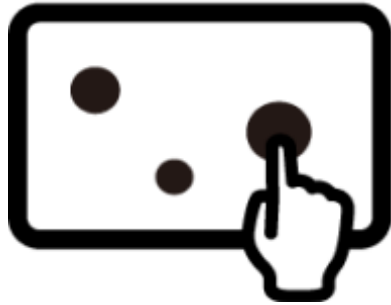
## Tap share



Tap your Android phone to share your screen.\*

\*Available in 2024 Q1

## Powerful touch technology



**Up to 50 touch  
points**

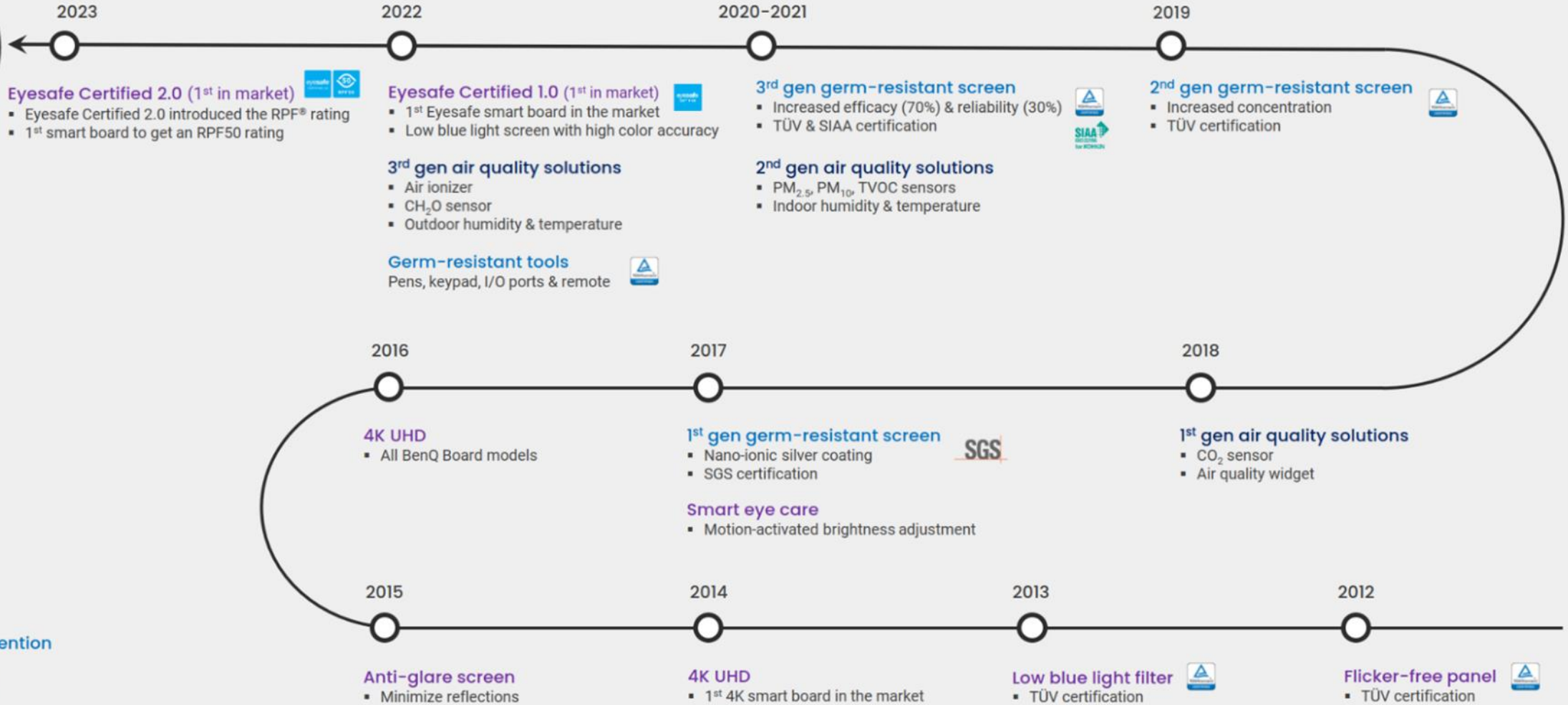


**Ultra Precision IR  
technology**



**Natural writing  
experience**

# BenQ Board ClassroomCare® Evolution





## ClassroomCare®

BenQ is the **first** interactive board to have an antimicrobial screen and peripherals.

Our proprietary non-toxic antimicrobial coating, recognized by TÜV Rheinland, is **99.9% effective** against common bacteria and other disease-causing germs, making our solutions safe to touch.



Touchscreen



Front ports & buttons



Pens

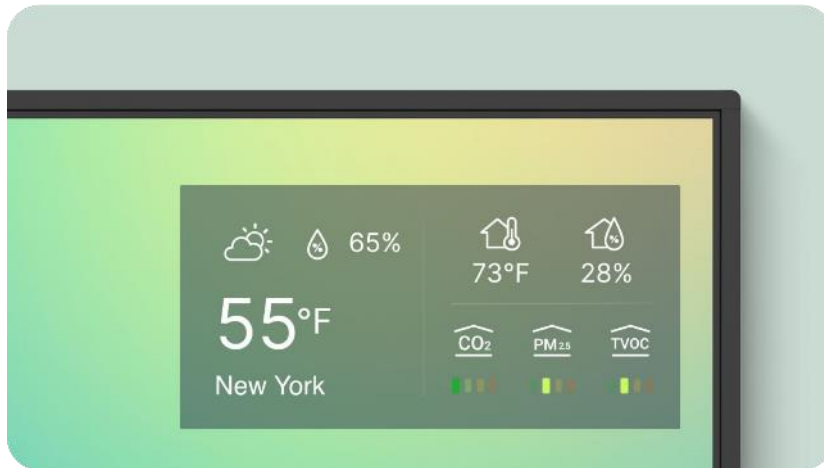


Remote control



## Air quality

The BenQ Board has built-in air quality technologies.



- Temperature
- Humidity
- CO<sub>2</sub>
- PM<sub>2.5</sub>
- PM<sub>10</sub>
- TVOC
- Formaldehyde

Equipped with specialized **air quality sensors**, the BenQ Board Pro allows you to take the necessary steps to improve air quality inside the classroom.



The BenQ Board Pro comes with an ionizer that releases **negative ions**, which help purify the air by decreasing the amount of inhalable suspended particles.



# Only the best for your eyes

BenQ is the **first** interactive board to be Eyesafe® Certified 2.0.



eyesafe®  
CERTIFIED 2.0

Eyesafe® Certified 2.0



Flicker-free



TÜV certified



Anti-glare



# Powerful eye care




## Eyesafe® Certified 2.0

The RP04 is the **first and only** smart board to be **Eyesafe® Certified 2.0** with a rating of **RPF®50**. It reduces eye strain by minimizing high-energy blue light while maintaining the screen's vivid color.



# Powerful dust protection



## IP5X dust protection

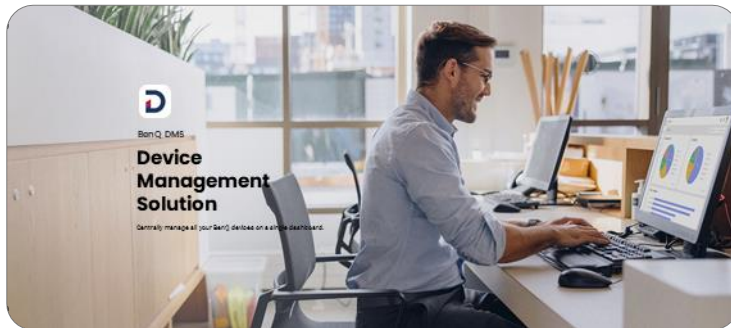
The RP04 panel complies with IEC standard 60529 to ensure consistent operation, even in dust-prone classroom environments.



# Powerful software

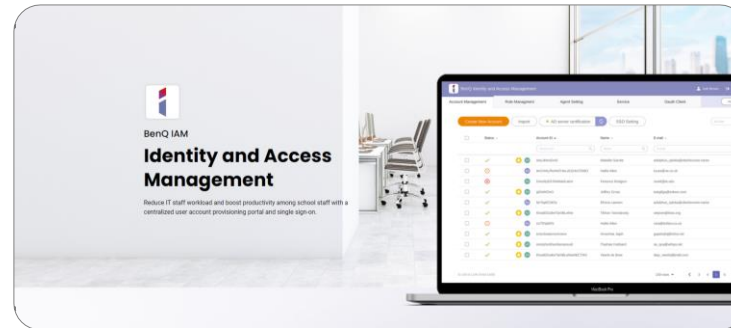
Unlike many smart board providers, the BenQ Board comes with free-to-use cloud-based in-house management software that expedites IT administration tasks.

## DMS



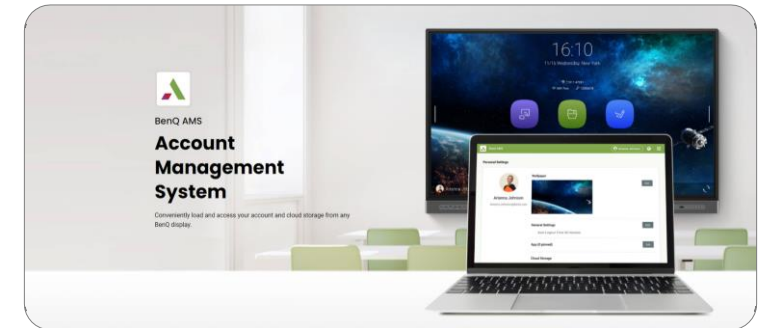
Onboard and manage multiple devices at once.

## IAM



Import and sync user lists for secure device access.

## AMS

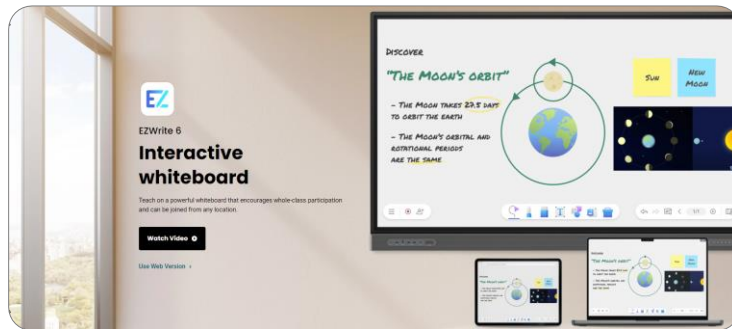


Link cloud storage and personalize user accounts.

# Powerful software

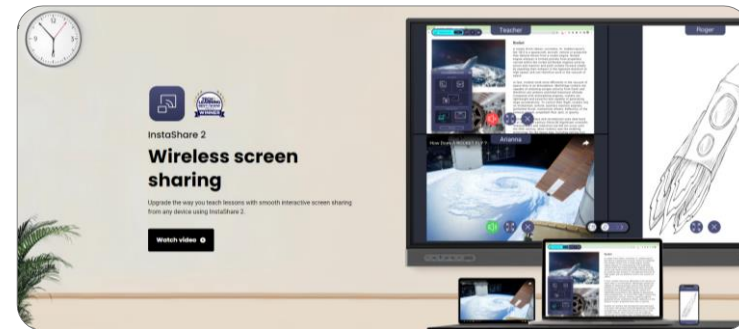
The BenQ Board also has powerful education software that are designed to match a variety of teaching styles and class scenarios.

## EZWrite 6



Engage students with intuitive teaching tools on an expansive collaborative canvas.

## InstaShare 2



Utilize native and advanced wireless screen sharing for seamless presentations.

# BenQ-EDLA Launcher

An intuitive user experience



## Android, optimized

The familiar Android interface is optimized for seamless use on a large touchscreen.



## Efficient multitasking

Activate split-screen mode to open and interact with two apps side-by-side.



## Easy organization

Just drag and drop apps and widgets to different pages or parts of the screen.



## Hey Google...

Conveniently access Google Assistant to get a helping hand while teaching.

# BenQ-EDLA Launcher

An intuitive user experience



1 We're the first

1 We're the best



1 **Single Sign-On**  
Microsoft Entra ID, ClassLink, Google Workspace, LDAP, or other SAML-based identity providers

8 android 13

1 **Octa-core Pro processor**  
8GB / 64GB

1 **50 touch points**



1 **Only Eyesafe® Certified 2.0**  
interactive display with an **RPF®50 rating**



1 **TÜV and SIAA dual certification**

1 **Upgraded germ-resistant solutions**  
Screen / Pens / Remote / Keypad / I/O ports



1 **NFC**  
Tap 'n' login  
Tap 'n' whiteboard  
Tap 'n' share



1 **AI camera**



1 **Air quality solutions**  
Air ionizer  
CO<sub>2</sub> / PM<sub>2.5</sub> / PM<sub>10</sub> / CH<sub>2</sub>O / TVOC sensors  
Temperature / humidity



1 **Built-in 2.1 soundbar**  
2 × 20W speakers  
1 × 16W subwoofer  
8-microphone array



1 **Rich and wide connectivity**  
Wi-Fi 6 and Bluetooth® 5.2  
USB-C, USB 3.0, HDMI, DisplayPort, audio

# Why BenQ Board

The Unique Selling Proposition

 **Smart**  
**AI Tools**

 **Simple**  
**Setup + SSO**

 **Secure**  
**Devices + Accounts**



**RP04**

EDLA BenQ Board

# Why BenQ Board

The Unique Selling Proposition



## RP04

EDLA BenQ Board

BenQ  
Education

# Smart AI Tools

Optical Character Recognition (OCR)

Text to Speech (TTS)

Text translation


Handwriting and shape recognition

Google Classroom integration


Content moderator

Miracast peer-to-peer

One-tap NFC casting







## EZWrite 6

Teach and engage on a powerful expansive whiteboard.

DISCOVER  
"MOON PHASES"

- MOON TAKES 27.3 DAYS TO ROTATE ONCE
- MOON'S ORBITAL PERIOD + ROTATIONAL PERIOD ARE THE SAME







# EZWrite 6

New AI tools



Updated 8/06/2020  
have a Parent Portal or have difficulties using it, please call the Parent Help Line at 719-549-7111. Families who do not complete the survey will be automatically enrolled in the fully in person (K-5) or hybrid in person (6-12) model.

1. log onto your district Parent Portal and select the "Survey" tab.
2. click the "Request for Full-Online Instruction" link and click "Start," and
3. answer the five questions and click "Complete Survey."

Please note: All families are asked to commit to a minimum of one semester for their instructional delivery model of choice before being allowed to make changes to a different model. Changes in the middle of the semester may be requested for hardship situations.

As students return to the classroom, we will ensure to the greatest extent possible, the safety of our students and staff. This is a community-wide priority and we all have to do our part to make this happen. Included in the D60 Return to School Plan are numerous health and safety protocols that D60 is taking to minimize the exposure and spread of COVID-19.

Masks must be worn by all students and adults. D60 will provide one cloth mask to every student and employee of the district. Social distancing measures and hand-washing expectations will be put in place in all buildings. Temperature checks and health screenings will occur daily for all students and adults upon arrival.

We will minimize interactions among groups of students, using a cohort model. We will institute a cleaning regimen that is frequent, targeted, and of a scope sufficient to reduce transmission. Parents and guardians will need to screen, monitor and self-report their child's health when concerns arise.

This Return to School Plan is intended to strike a balance between the health concerns posed by COVID-19, quality educational programming, and the needs of our community. D60 will continue to focus on the guiding principles offered in our Strategic Plan, including our core value that the social and emotional well-being of our students is as important as their academic needs. We will remain prepared to adjust and adapt instructional delivery as the local Pueblo County health or D60 specific health context changes. Our plan is intended to support schools in planning for the start of the school year and will be updated as necessary to align with current health practices.

In D60 we understand that the 2020-21 school year is unlike any previous year in our Nation's or District's history. We know that each family has a personal choice to make when it comes to the educational options for their children. We are striving to adapt to the continually changing conditions related to the COVID-19

## OCR

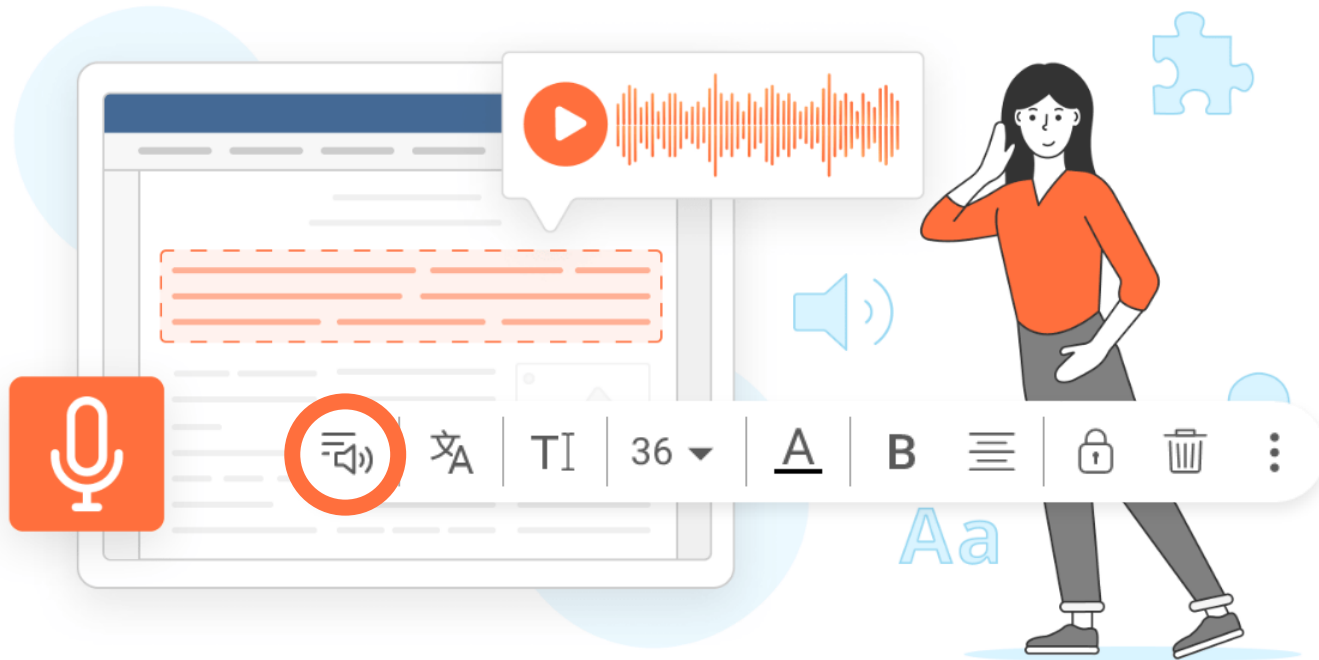
### Optical Character Recognition

Convert scans and photos of textbooks and lesson materials into editable text.



# EZWrite 6

New AI tools



## TTS


Text to Speech

Use AI to read on-screen text aloud.




# EZWrite 6

New AI tools



• Hello •



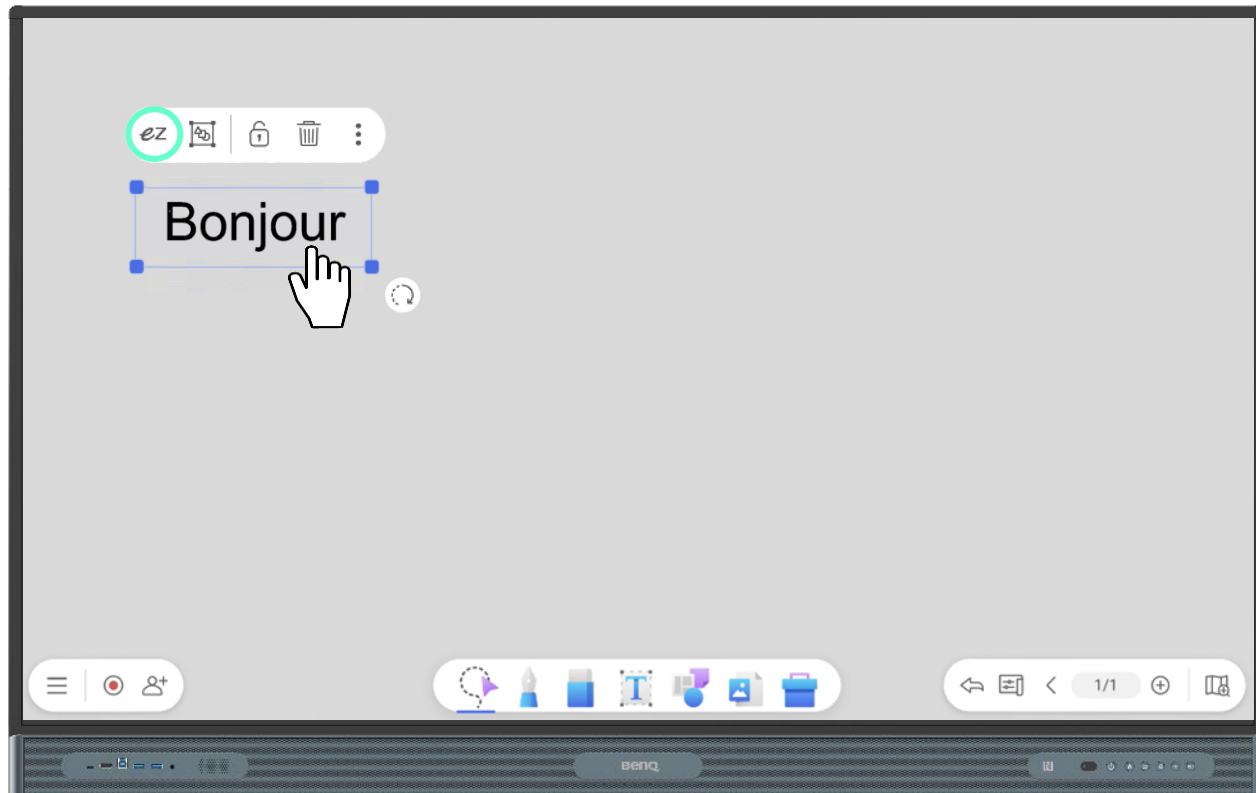
• Hola •

## Text translation

Conveniently translate text to multiple languages.



**EZWrite 6**  
New AI tools

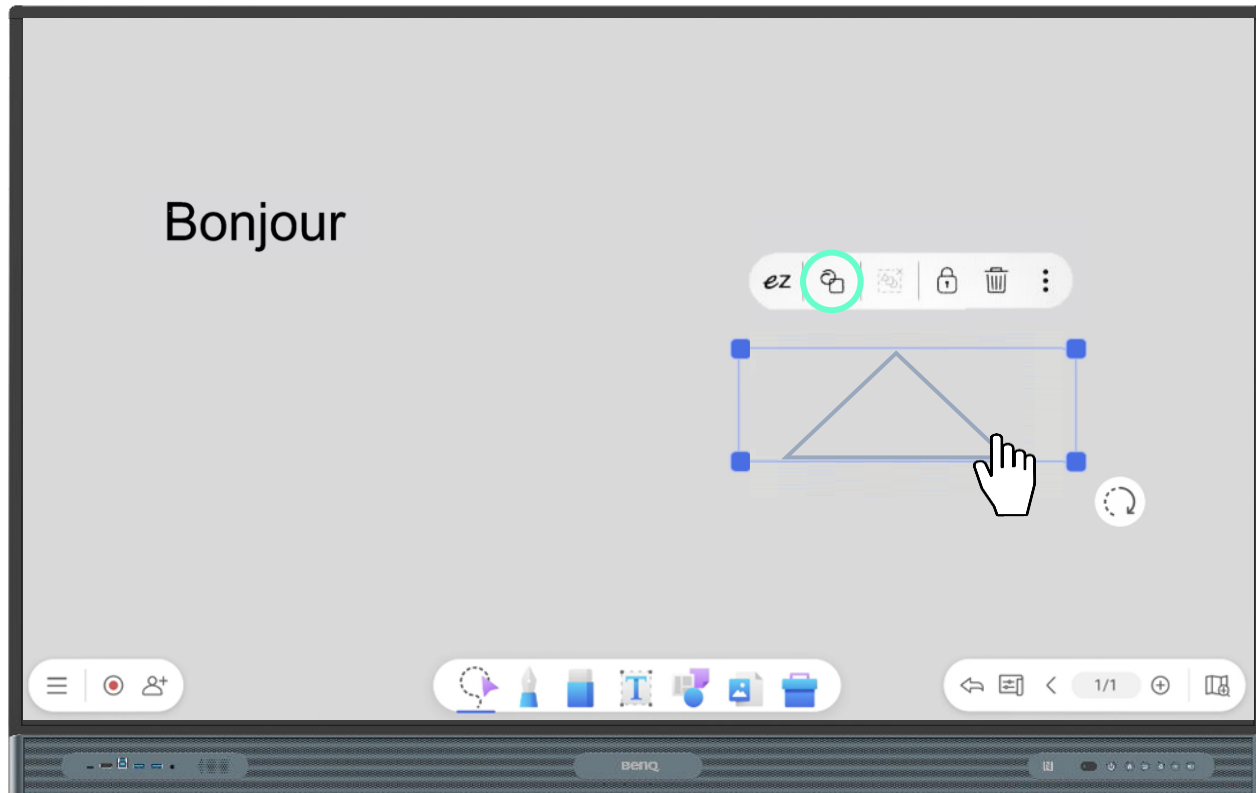


## Handwriting recognition

Turn handwritten text into editable text.



**EZWrite 6**  
New AI tools



## Shape recognition

Turn hand-drawn shapes into digital shapes.





## EZWrite 6

Teach and learn without limitations

### Join from any device

EZWrite 6 runs seamlessly on Android and Windows devices, as well as macOS, iPad, and the most popular browsers.

Android 

 Windows

 chromeOS



iPadOS

EZWrite 6 Web:





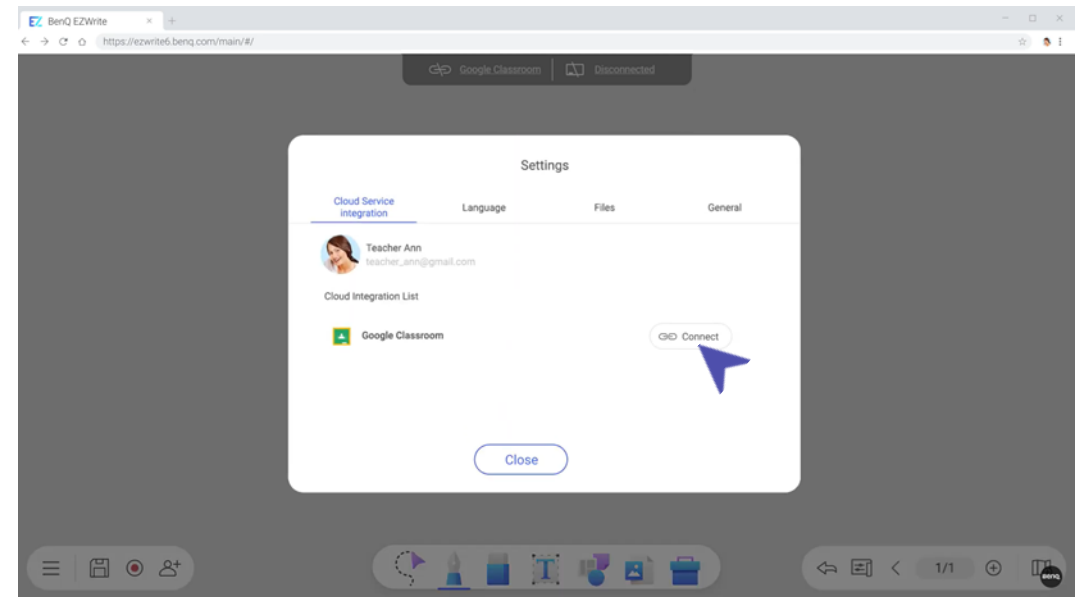
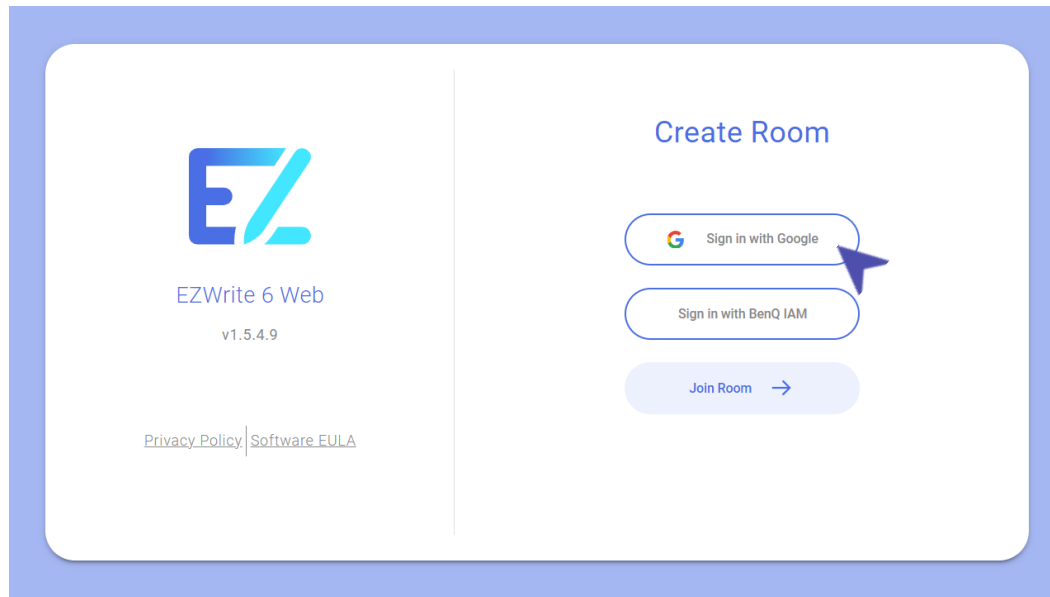
# EZWrite 6

Connect to Google Classroom



Google Classroom

When you sign in with **Google Classroom**, EZWrite 6 Web lets you pull up Google Classroom lessons directly from the whiteboard. You can **teach**, **send announcements**, and **assign homework** all from one app.



\*Google Classroom for EZWrite 6 Android will be available in 2024 Q1



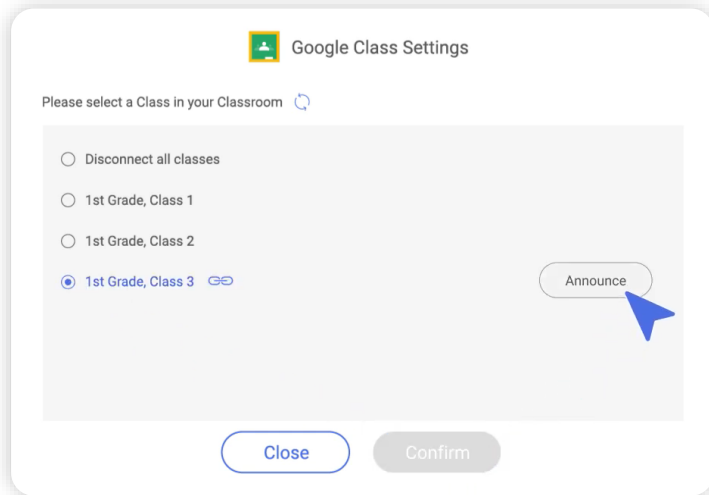
# EZWrite 6

Connect to Google Classroom

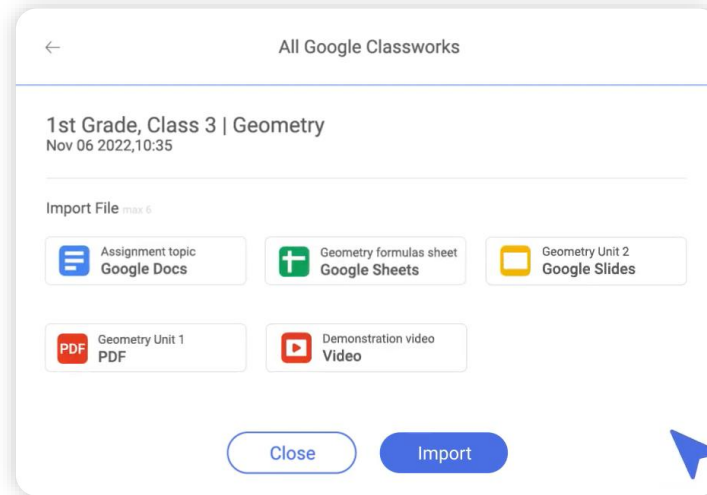


Google Classroom

## Send announcements



## Import lessons



Docs



Sheets



Slides

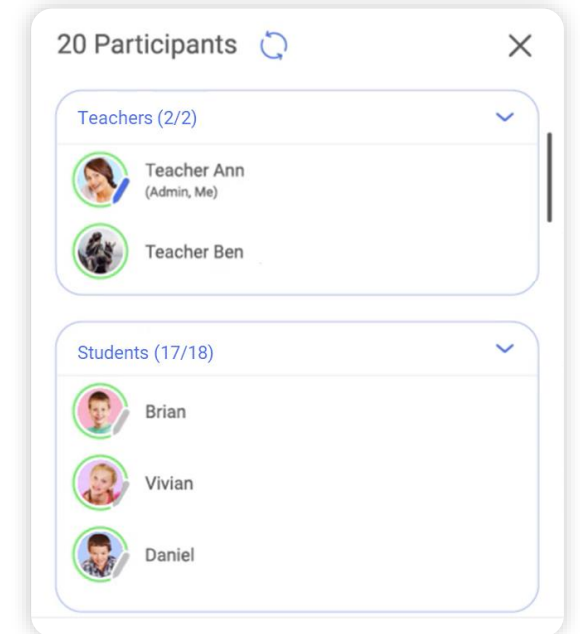


PDF



YouTube

## Manage permissions







# EZWrite 6

Teach and learn without limitations

Scan to learn more

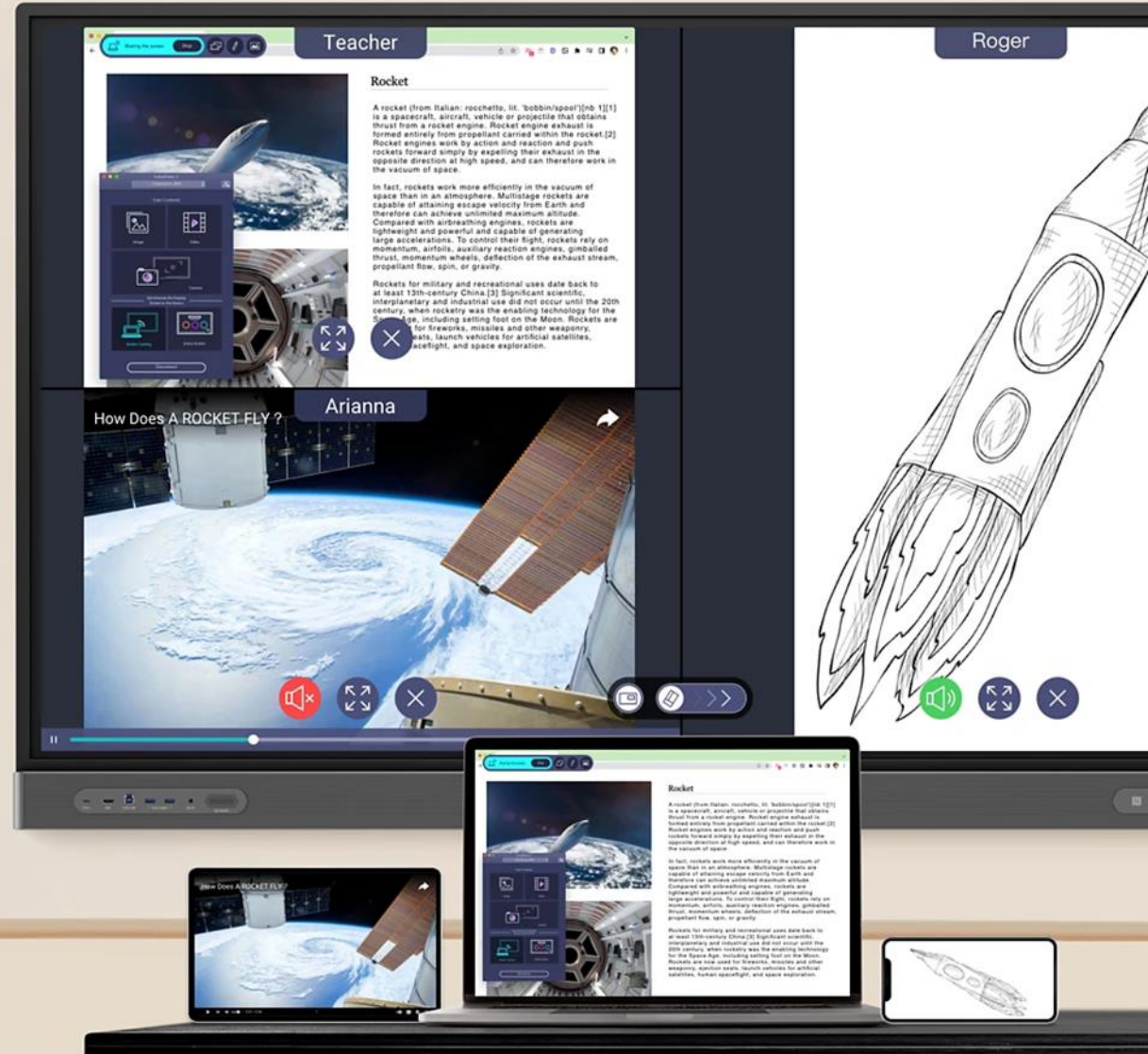


A screenshot of the BenQ Education website. The page is titled "Course 2: Using EZWrite 6 on the BenQ Board" and lists several lessons. The current lesson is "2-4 How to navigate the canvas". The main content area shows a video player with the title "How to navigate the canvas" and a thumbnail image of the EZWrite 6 interface. The video player includes a "Watch on YouTube" button and a "Was this helpful?" feedback form with "Yes" and "No" buttons. Below the video player are "Previous" and "Next" navigation buttons. The website header includes the BenQ logo and navigation links for Courses, Videos, Certificates, Support, and Contact sales.



# InstaShare 2

Upgrade the way you teach lessons with wireless screen sharing.





# InstaShare 2

Share ideas, engage minds

## Teach lessons

Share your device screen and control it from the BenQ Board.



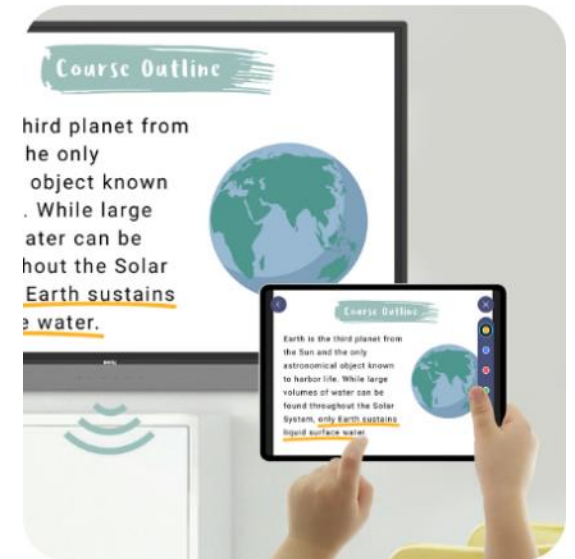
## Share ideas

Share multiple device screens simultaneously.



## Hold discussions

Cast the BenQ Board screen onto connected devices.



*New features*



# InstaShare 2

Share ideas, engage minds

## Content Moderator

Block inappropriate content from appearing on screen



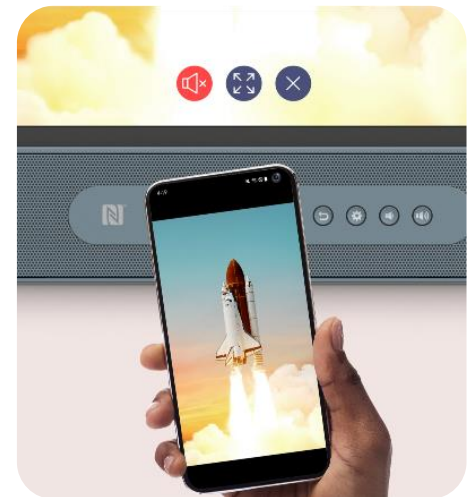
## Miracast Peer-to-Peer

Native one-to-one Windows screen sharing



## NFC Casting

Zero setup for truly instant sharing





# Content Moderator

Permission Control Management



InstaShare 2 gives you two ways to prevent participants from sharing inappropriate content.

## Manual screening

You can preview the content before accepting or rejecting sharing requests.

## AI blocking

Rely on AI Guardian to automatically block lewd images from appearing on screen.

Available on:  
RP04, RM04, RP03, and RM03 series







# Miracast Peer-to-Peer

Native wireless screen sharing for Windows



InstaShare 2 supports native screen sharing through AirPlay, Chromecast, and now, Miracast.

You can now instantly cast your Windows laptop screen to the BenQ Board without having to connect to the same network.

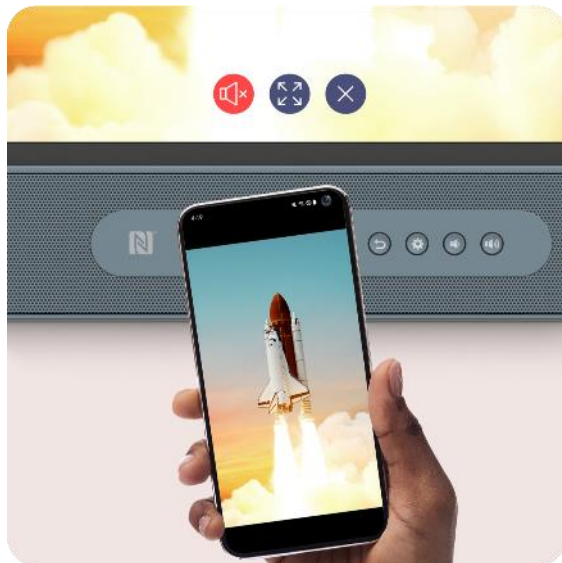
Available on:  
RP04, RM04, RP03, and RM03 series



# One-Tap NFC Casting

Wireless screen sharing

Tap  Share



Share your **Android** device\* screen with just a simple tap on the BenQ Board's **NFC** sensor.

You don't need to configure additional settings. Your Android device will automatically connect to the same Wi-Fi and start casting.

Available on:  
RP04 and RM04 series


\*Supports Android devices with NFC; available in 2024 Q1





# InstaShare 2

Wireless screen sharing



## Share different types of content

Make group presentations and discussions more engaging for everyone. Teachers and students alike can share photos, videos, or even their camera feed.

# Why BenQ Board

The Unique Selling Proposition



## RP04

EDLA BenQ Board

BenQ  
Education

# Simple Setup + SSO

Effortless onboarding

Easy centralized management

Directory syncing

Single sign-on




# Hello, EDLA!

New EDLA boards means there will be a new set of devices to onboard and manage.



## New EDLA boards?

## How do we add these to our fleet?



# Effortless onboarding

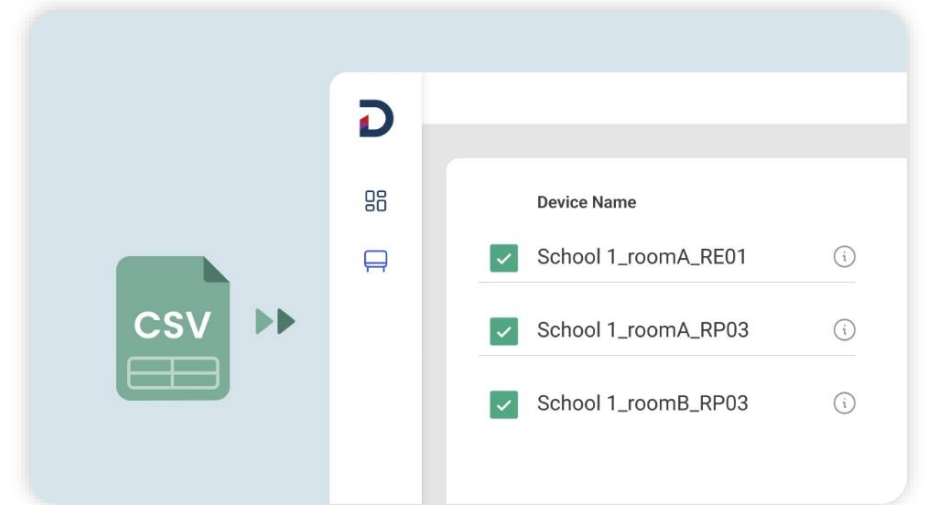
With DMS, IT administrators can easily enroll their BenQ Boards by simply **scanning their boards' serial numbers** and then assigning device names.

IT administrators can also **bind a batch of BenQ displays in one go** by importing a CSV file.



**Scan to onboard**

**Onboard by batch**





## What else can DMS do?



With BenQ DMS and all its new features,  
you can manage...

**all your boards**

**anywhere**

**all at once.**

## All your boards

Easily onboard all your BenQ Boards and order them by assigning groups and tags.

## Anywhere

Everything is remotely accessible from our cloud-based console so you can easily monitor and manage your boards from anywhere.

## All at once

You can conveniently create policies, schedule management tasks, or push out updates instantly to all your devices with just a click.

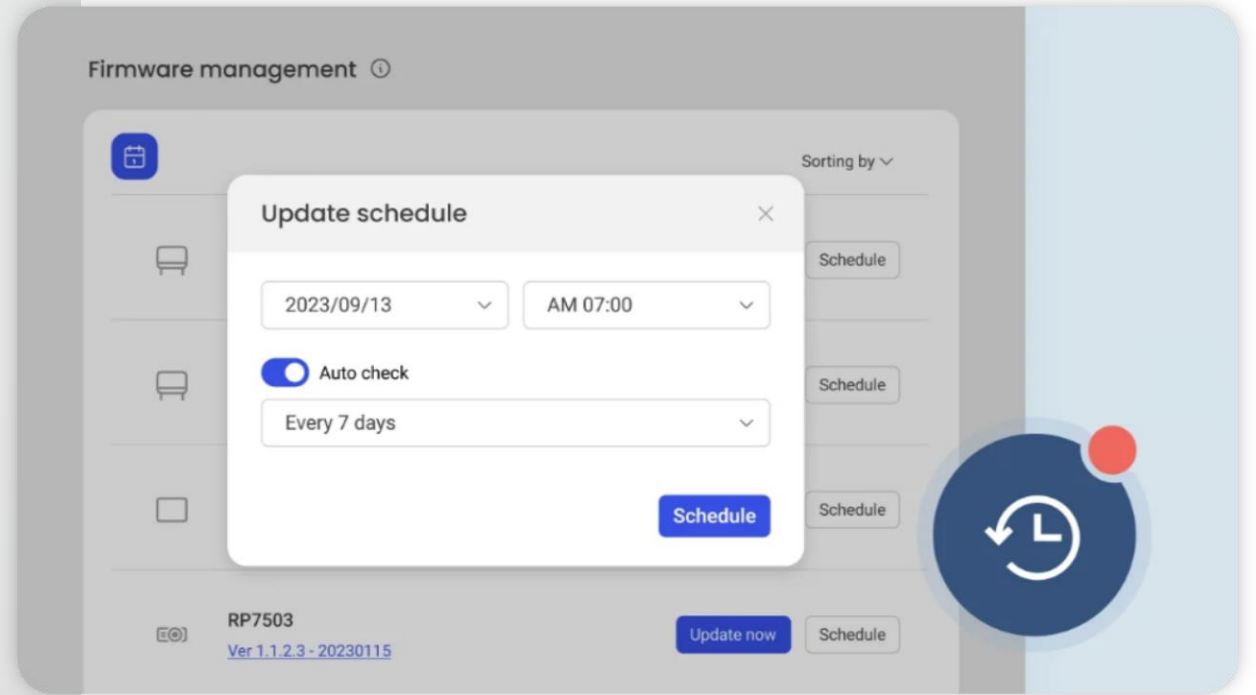
That's what we call  
**central management.**





# Push firmware updates

Simultaneously schedule firmware updates for all your devices right from your browser. DMS notifies you when updates are available to ensure your BenQ Boards are always equipped with the latest features and security patches.

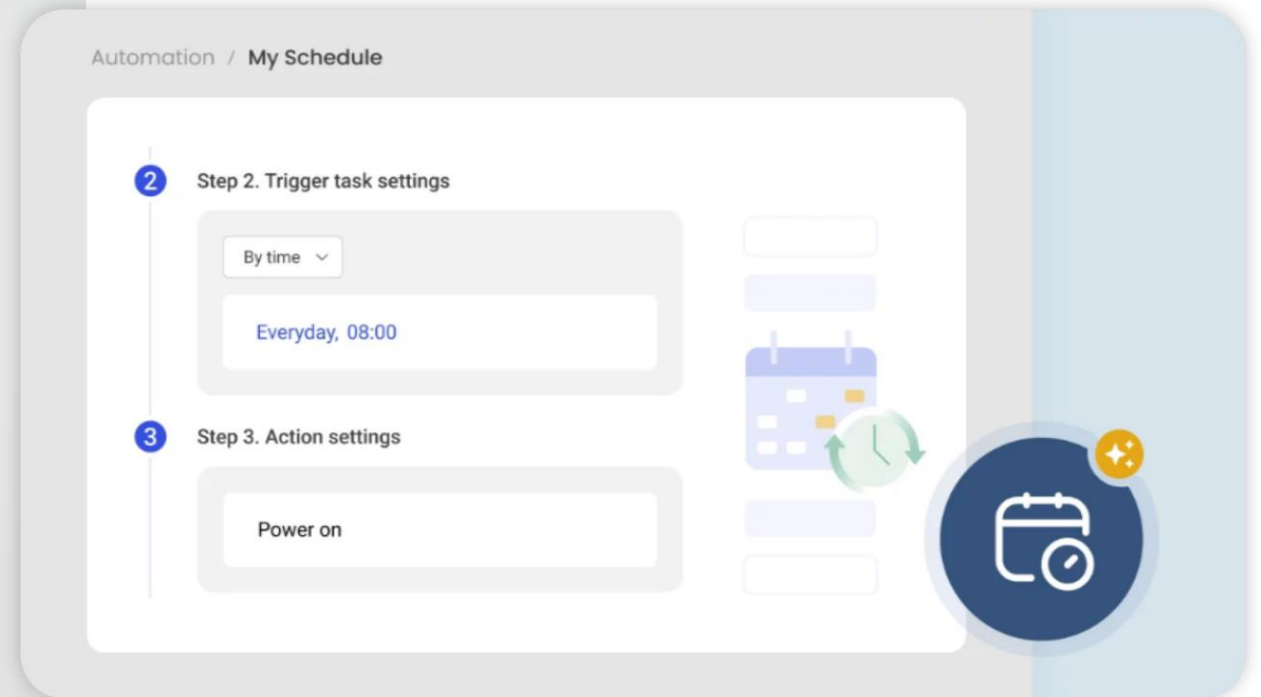




New feature

# Automate tasks

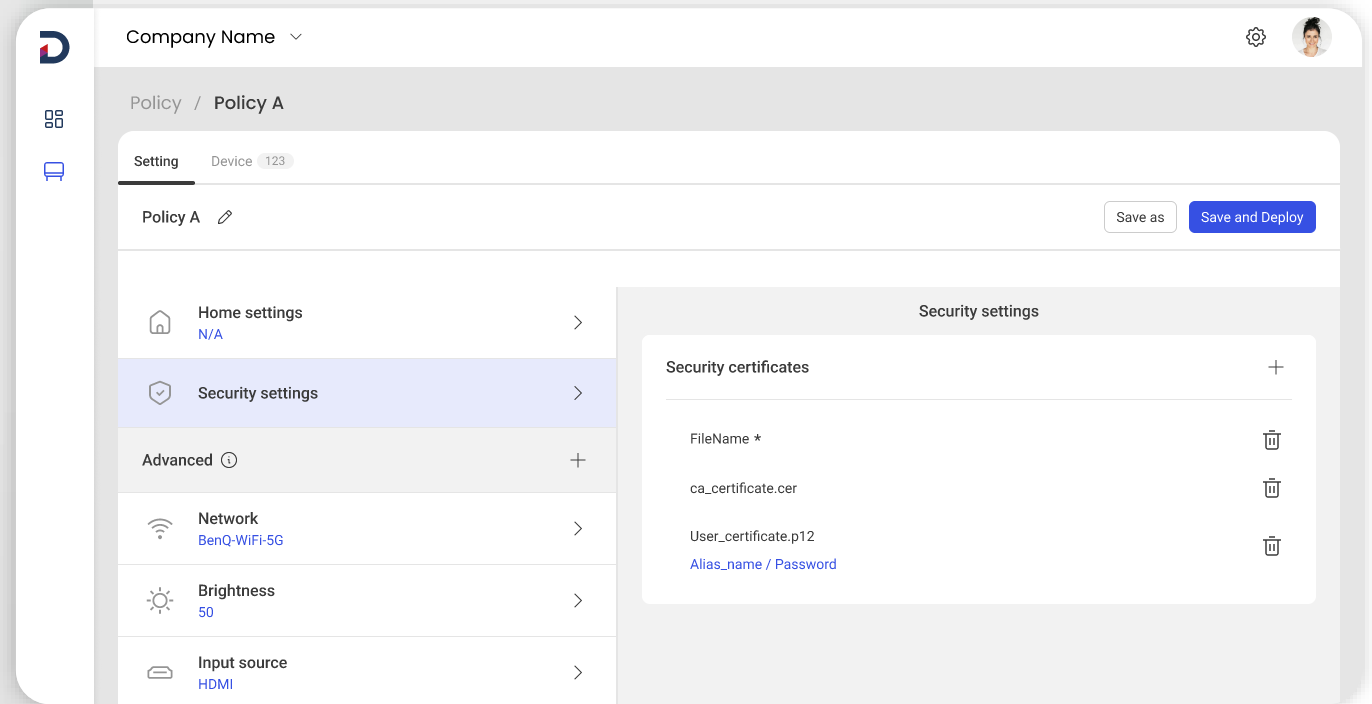
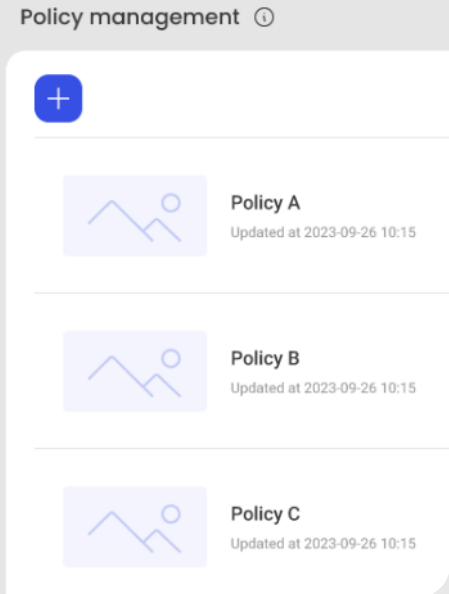
With DMS, you now have the ability to automate actions on your BenQ devices, such as scheduling startup and shutdown times, to enhance operational efficiency.



New feature

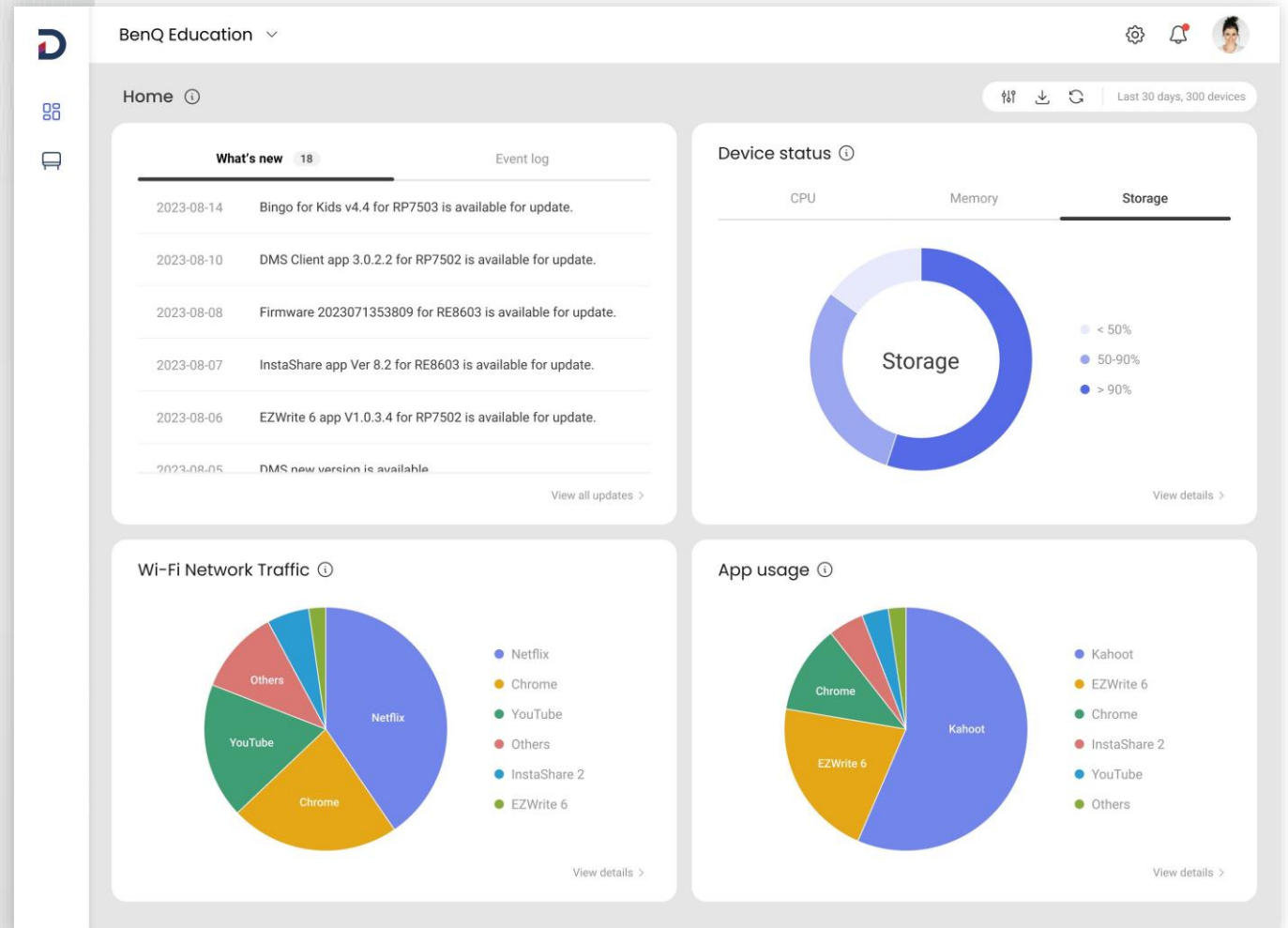
# Manage policies

Create and manage policies to be pushed onto all your BenQ Boards, specific groups, or individual devices. With policies you can easily manage apps, apply security certificates, deploy Wi-Fi connection settings, and so much more.



# Get comprehensive analytics

Get a quick overview from your dashboard or select specific devices and data points to generate more informative reports.



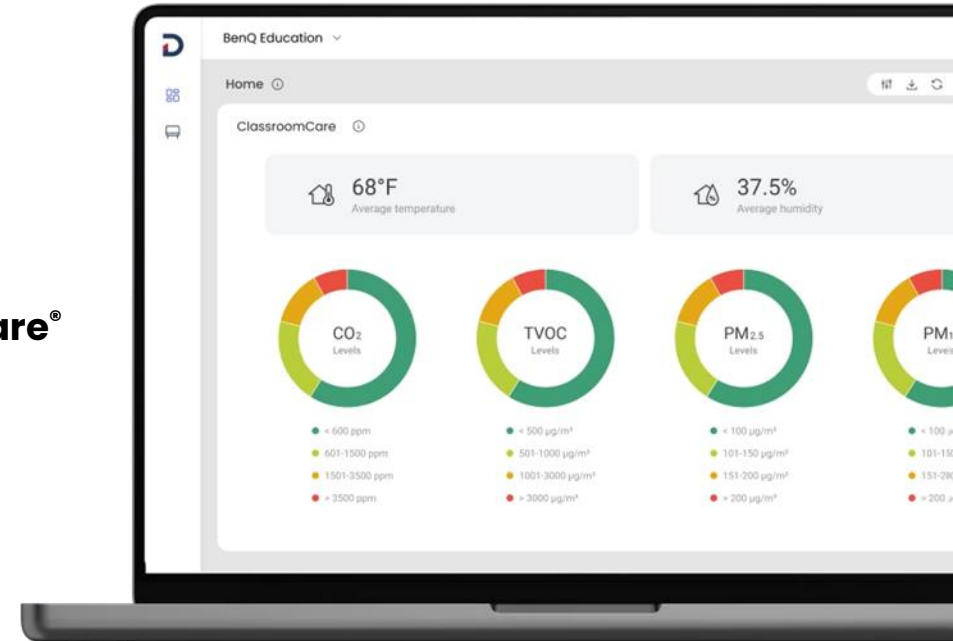
# Get comprehensive analytics



## Air quality analytics

Monitor your school's classrooms temperature, humidity, and levels of CO<sub>2</sub>, PM<sub>2.5</sub>, PM<sub>10</sub>, and TVOC.

If your classroom's indoor air quality is not optimal, you can use DMS to turn on the BenQ Board Pro's built-in air ionizer to clear impurities.



New feature

# Free up storage

With how easy it is to record lessons and download lesson files on the board, over time, teachers may run out of storage space.



# Oops! Looks like the storage is full...





# ITS can remotely free up storage and even optimize the board's CPU and memory on DMS.



RP86041234B  
Last seen 2023-11-14 14:06:32

Version  
V1.0.1.14  
[Check update](#)

Memory and CPU  
Memory  
3.37 / 7.68 GB  
CPU  
4%  
[Optimize](#)

Storage  
16.62 / 32.00 GB  
[Free up space](#)

[View details >](#)

Input Source  
Android


Free up space

The following folders will be deleted. Ensure that there are no important files inside.

- User folder
- Download folder

\*Certain older models cannot support this feature.

[Cancel](#) [Confirm](#)



**The boards are  
set up, but how  
about user  
accounts?**

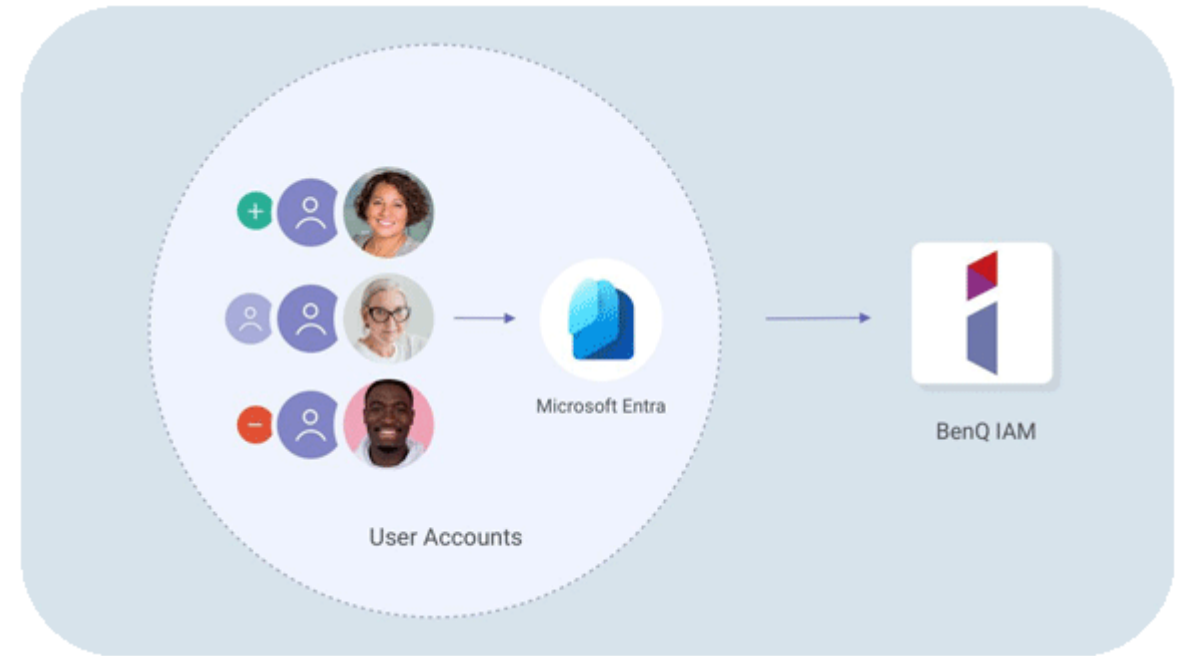




# Directory synchronization

With IAM, you can easily **import and sync user lists from directory services.\***

Every time you add or remove users from your organization, the **changes will be automatically applied to IAM in real time** to save time and reduce your workload.



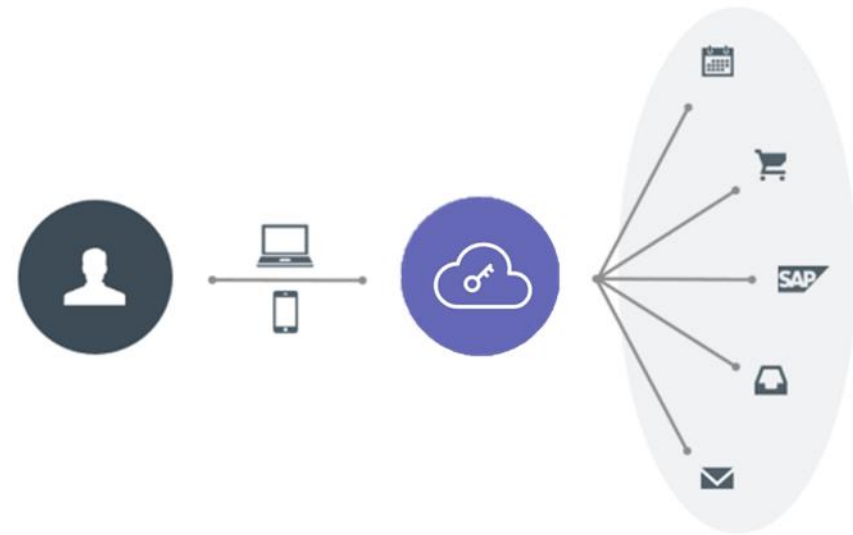
\*ClassLink, Microsoft Entra ID, Google Workspace, LDAP servers, or other SAML-based identity providers



## Single Sign-on

# SSO

Since the BenQ Boards sync with the school's existing directory services, teachers can keep using a single set of credentials to log in to all their boards, services, and apps deployed by their school.



# Why BenQ Board

The Unique Selling Proposition



## RP04

EDLA BenQ Board

BenQ  
Education

# Secure

## Devices + Accounts

Play Store access

App downloads

User account separation

Secure login and logout

User access and roles


Data security compliance



# Anyone can “Play”

With Google Play now on the board, students may attempt to download unauthorized apps like TikTok, Instagram, etc.

How can IT staff manage this?



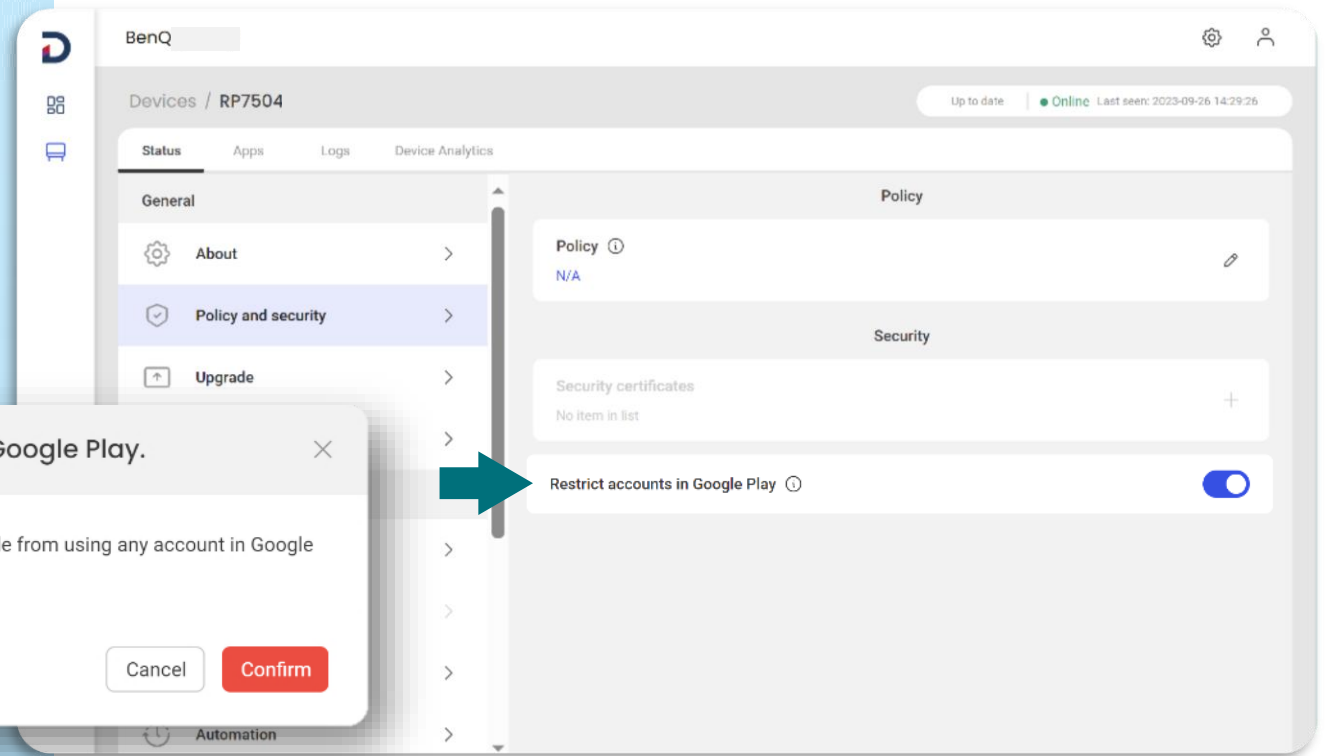
**You mean anyone  
can download  
apps on the  
board?!**



# The new DMS allows administrators to disable the Google Play Store on the BenQ Board.

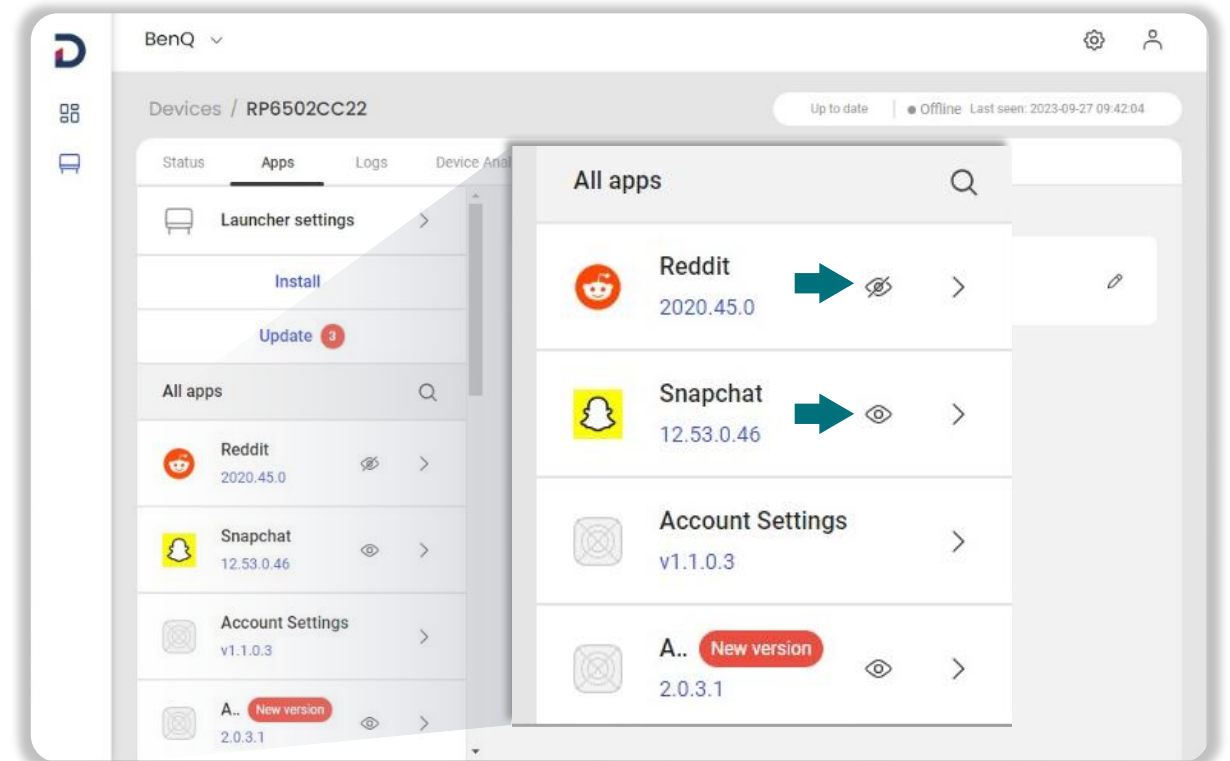
Through DMS, you can prevent Google Workspace and Google users from logging into Google Play and downloading apps.

**Our competitors have no solution for this!**






# The new DMS also allows them to block specific apps.



# What if teachers are restricted from accessing the Play Store, but need to install apps?



Restrict accounts in Google Play ⓘ





# ITS can still install their requested apps through DMS.



App management ⓘ

BenQ apps My apps

	<b>EZWrite 6</b> <a href="#">App information</a> <a href="#">Ver 8.2 - 20231104</a>	<b>Install</b>	View devices
	<b>InstaShare 2</b> <a href="#">App information</a> <a href="#">Ver 8.2 - 20231104</a>	<b>Install</b>	View devices
	<b>X-Sign Broadcast</b> <a href="#">App information</a> <a href="#">Ver 8.2 - 20231104</a>	<b>Install</b>	View devices
	<b>AMS</b> <a href="#">App information</a> <a href="#">Ver 8.2 - 20231104</a>	<b>Install</b>	View devices

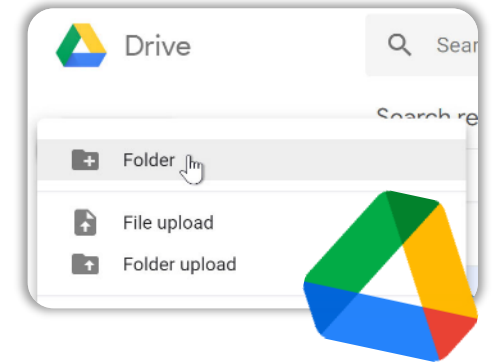

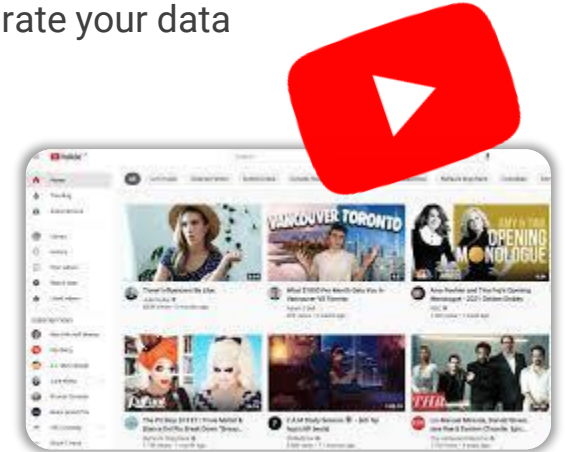

Other EDLA boards let you  
log in to the board with a  
personal account...

...that's NOT a  
good idea.



When you log in to your personal accounts  
and enter information into a shared board,  
there's a **high risk of your data and personal  
information getting in the wrong hands.**

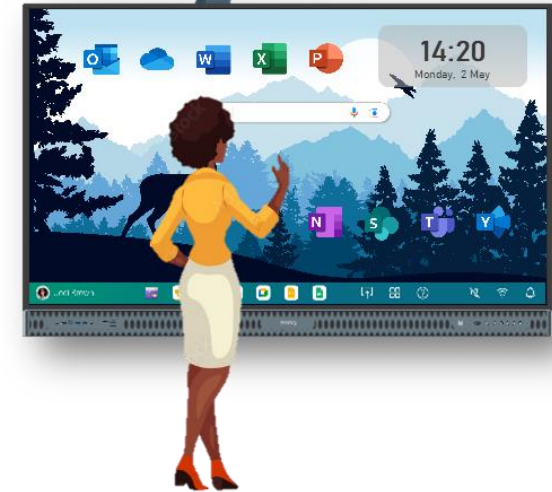
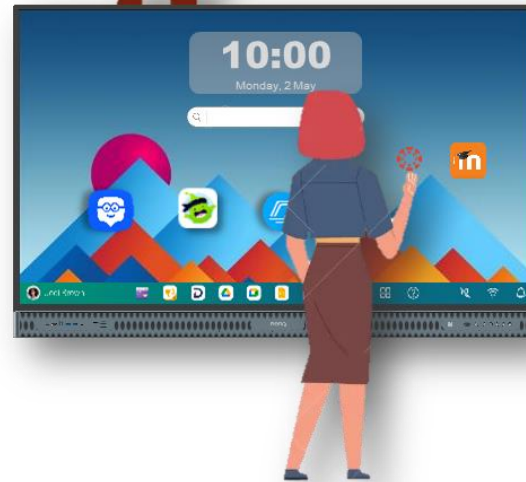
There has to be a way to separate your data  
from other users.



# Experience BenQ AMS

With AMS, you get **complete data separation**.

When a user logs in to the BenQ Board with their AMS account, **only they can access their own** local files and folders, cloud accounts, bookmarks, and settings.



# Log in. Load.

Teachers can log in to any board in their school and instantly load their data and settings:

- Cloud storage
- Online accounts
- Bookmarks
- Shortcuts
- BenQ Board settings
- Wallpapers
- Widgets



## Just set up everything once.

AMS will conveniently load your settings and data for you the next time you log in to any BenQ Board in your school's network!

**Open** a BenQ Board.

→ **Log in** to the board for the first time.

→ **Customize** your board settings and set your individual app permissions.

→ **Log in** to your apps and services for the first time.



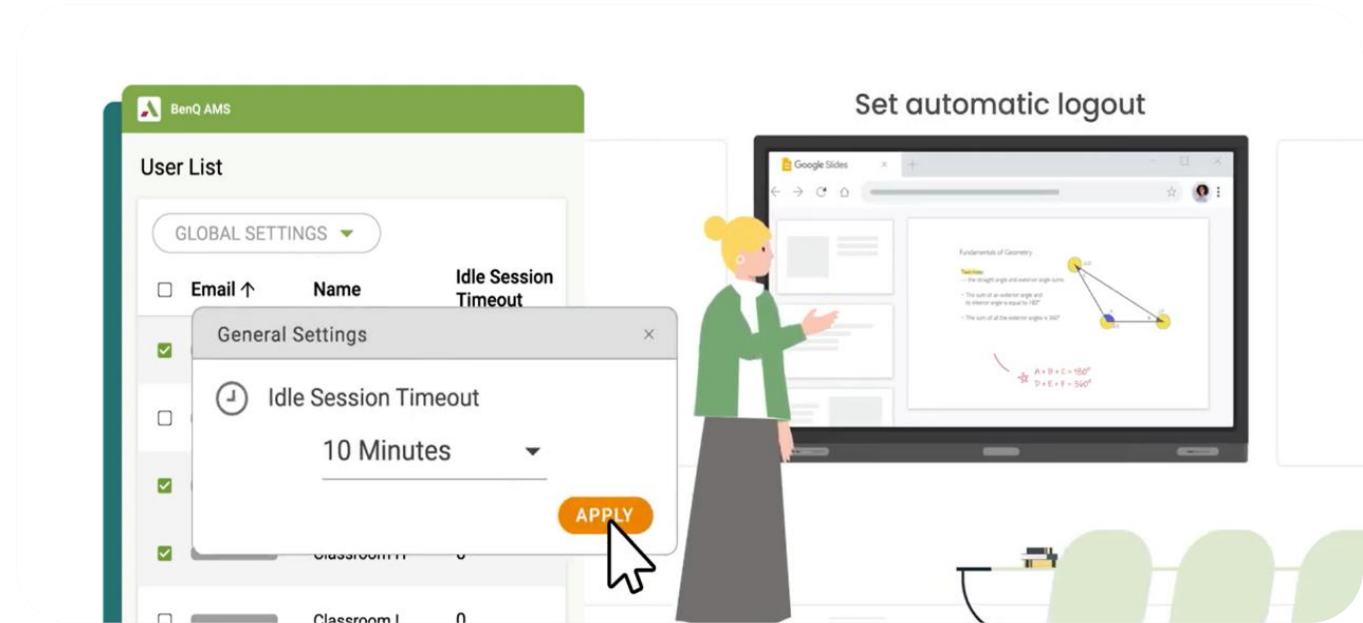
# SSO

The single sign-on mechanism of AMS also enhances data privacy. Since teachers only need to sign in once, they do not need to keep on entering their account details and password in front of their class.



# Your data, exclusively yours.

All user accounts are separate so there's no way for others to see any of your data, even when you log out. Only you can access your files, folders, and even the online accounts and apps you're logged into.














And just in case you forget to log out, the boards have an idle session timeout, which logs you out automatically after a certain amount of time.



# Assign user roles

AMS also lets you assign roles to each user, making BenQ Board access even more secure.

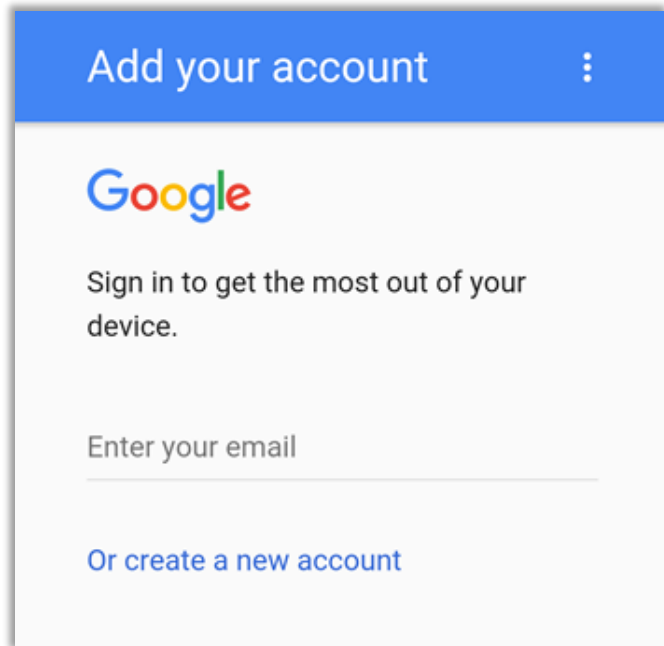


				
User Role	AMS	Will the user be able to link their cloud storage accounts?	Is the user allowed to modify the board's settings?	Will the user be able to access other users' local files and folders?
	 Enabled	✓	✓ Regular user settings	—
	 Enabled	✓	✓ Only basic settings	—
	 Enabled	✓	✓ Full range of settings	✓ Only the administrator

# With other EDLA boards, anyone can be admin.

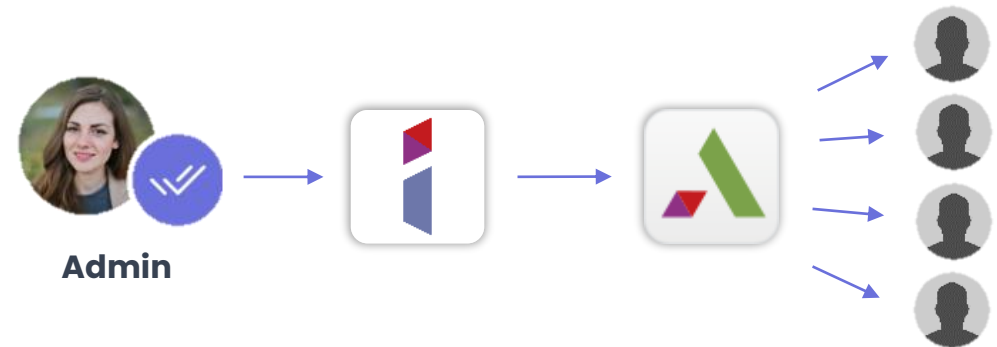
## Other brands

Other EDLA devices **do not have** an account management mechanism so **any user** can become the device “owner”, allowing them to **create and delete other user accounts without restrictions**.



## BenQ Board

With BenQ IAM and AMS, school **IT administrators have more control** over user access. They can sync with their directory service and enable domain verification to ensure that **only authorized users get to use the boards**.



# BenQ is the **only brand with complete management.**



## IT administrators

	EDLA BenQ Board	Other EDLA boards
Can you assign an administrator?	✓	✗ Aside from the person setting up the boards, there is no real administrator who can manage them remotely or control user access through domain verification.
Can admins remotely set up multiple devices?	✓	✗ They need to physically set up devices one by one.
Can admins remotely create user accounts?	✓	✗ They need to go to each of their boards and locally create an individual user account for each teacher.
Can admins sync their boards with their school's existing account directory service?	✓ IAM supports syncing with ClassLink, Microsoft Entra ID, Google Workspace, LDAP servers, or other SAML-based identity providers.	✗ They have to create each user account manually.
Can admins centrally manage and delete user accounts?	✓	✗ If the owner role is not properly set up, anyone can create and delete accounts without restrictions.

# BenQ is the **only brand with complete management.**



## Teachers

	EDLA BenQ Board	Other EDLA boards
Can multiple teachers log into the same board?	✓	✓
When teachers log in, can the board load their personal settings (ex. wallpaper, widgets, services)?	✓	✗
Can teachers personalize their apps on the board?	✓	✗
Can teachers link their cloud storage to their user account and easily access them on the board?	✓ AMS automatically logs you into the user's cloud accounts (Google Drive, OneDrive, Dropbox, Box, NAS).	✗ Users will have to enter your credentials every time they use the board to access their cloud storage.
Does the board support single sign-on?	✓ Yes. Users just need to sign in to your app or service once. The next time they log in to the board, they will automatically be signed in.	✗ If the board does not partition accounts, users will need to log in to each of their apps and services every time, in front of their class.
Does the board protect the user's private data (browsing history, logged in services, saved passwords, etc.)?	✓	✗ Again, if the board does not partition accounts, all users will be able to see each other's information.

# BenQ Boards keep data private.



On top of all these security features, BenQ Boards and services are also compliant with some of the world's strictest data privacy standards.



GDPR



GDPR-K



CCPA




COPPA







# Get the most of your BenQ Board with BenQ Services







Tap  teach NFC card



BenQ Education Eraser



**TZY31**  
InstaShare Button Solution

- Plug and click to instantly share your screen
- Get a side-by-side view of multiple screens
- Share entire screen, media files, or video feed
- No charging or batteries required




**TWY31**  
InstaShare Button

- Plug and click to instantly share your screen
- Get a side-by-side view of multiple screens
- Designed for notebooks with USB-C
- No charging or batteries required



**TPY21**  
BenQ Board pen with NFC tag

- Two easy grip pens: thick tip and fine tip
- Built-in NFC tags for instant EZWrite access
- Convenient color assignment for different users
- Water-resistant for carefree use



**INY21**  
NFC card for BenQ Boards

- Scan to log in
- Instantly access your cloud storage
- Easily take your files anywhere
- Durable and water-resistant



**TTY22**  
Rolling stand with VESA mount

- Supports large-format displays of up to 86"
- VESA-compatible, up to 800 x 600
- Designed for easy transport and locking
- Comes with built-in shelf for peripherals



**MT01**  
Rolling stand with VESA mount

- Supports large-format displays of up to 98"
- VESA-compatible, up to 800 x 600
- Designed for easy transport and locking
- Comes with built-in shelf for peripherals



**DVO1K**  
Zoom™ Certified BenQ Board smart camera

- Optimized for the BenQ Board RP04 and RM04
- Enhanced 4K UHD video
- AI auto framing
- Active noise cancellation



**DVY32**  
Zoom™ Certified smart 4K conference camera

- High-performance Sony image sensor
- 120° wide field of view with 5x digital zoom
- AI-powered auto framing
- Omnidirectional mics of up to 26ft (8m)



**DVY31**  
Zoom™ Certified compact Full HD webcam

- 92° wide field of view
- 1080p Full HD video with low distortion
- Automatically adjusts to light conditions



**VC01A**  
4K UHD smart video bar

- 120° field of view with 5x digital zoom
- AI-powered auto framing with fast focus
- Beamforming mic array with 16ft (8m) pickup
- Compatible with any display, TV, or projector



**TEY21-i7**  
Intel® Core™ i7 OPS slot-in PC

- Pre-installed Windows 10 Pro (Trial version)
- Processor: Intel® 10th Gen Core™ i7
- 16 GB RAM (upgradeable to 32 GB)
- 128 GB storage (upgradeable to 1 TB)



**TEY1A**  
OPS slot-in PC

- Android 13 slot-in PC
- Full Google integration
- 8-core Pro processor
- Remote device management

TEYIA

Google EDLA-Certified OPS



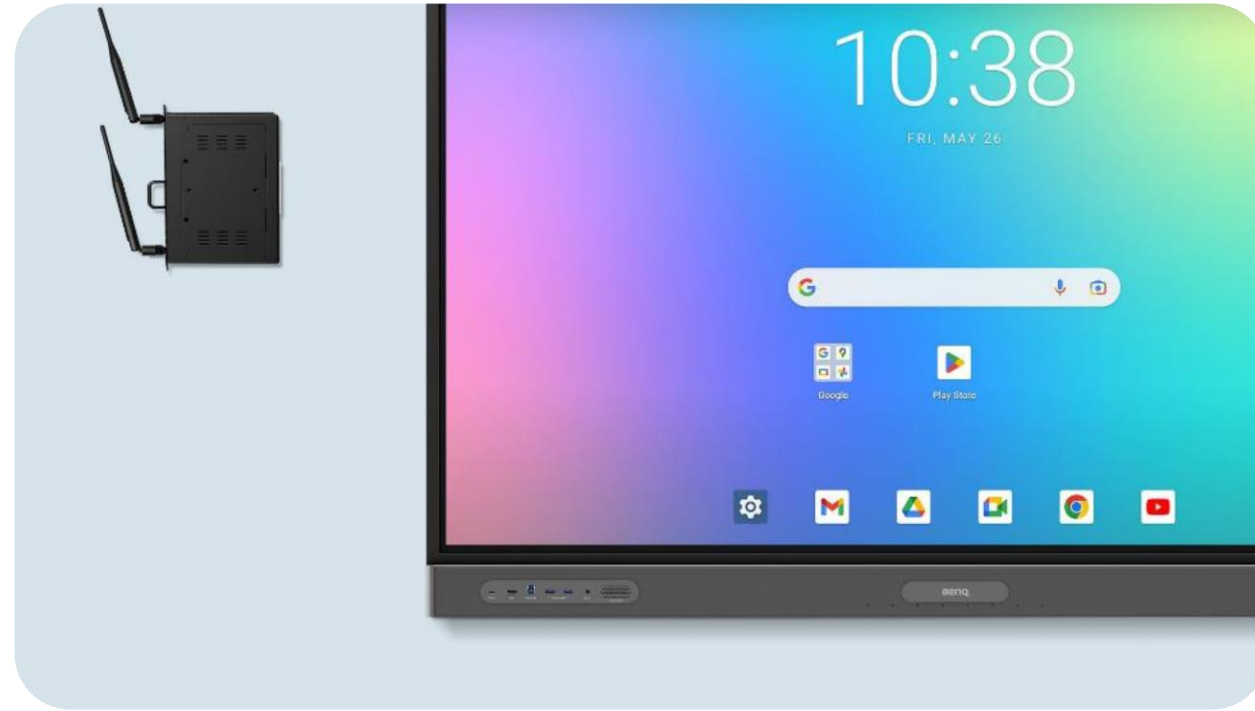
Access the official **Google Play Store** and **Google tools** directly from your BenQ Boards.



**8-core processor** ensures a smooth experience while using the Board.



**EDLA (Enterprise Devices Licensing Agreement)** certification guarantees that both security measures and compatibility are up-to-date.



BenQ  
Education

The **EDLA-certified slot-in PC** brings Google apps and services to your current **BenQ Boards!**



Google for Education tools work together to transform teaching and learning so every student and educator can pursue their personal potential.

# Office 365



## Microsoft School

Enhancing collaboration and productivity



Outlook



OneDrive



Word



Excel



PowerPoint



OneNote



SharePoint



Teams

# EDLA-certified BenQ Board Pro

Get the most powerful specs, the most advanced and secure management systems, and the smartest AI software, all in one board.







**BenQ**

©2023 BenQ Corp. Specification may vary by region, please visit your local stores for details. Actual product's features and specifications are subject to change without notice.  
This material may include corporate names and trademarks of third parties which are the properties of the third parties respectively.  
Doc.: PDP\_RP6504/RP7504/RP8604/RM6504/RM7504/RM8604\_IFP\_EN\_202302